



Strategic Marine Maritime Solutions



MAIN PARTICULARS

LENGTH OVERALL	12.90 M
DRAFT	0.35 M
BEAM	4.00 M

CAPACITIES

FUEL OIL	1,800 L
----------	---------

MACHINERY

PROPULSION TYPE	Outboard Engine
NUMBER OF MAIN ENGINES	2
MAIN ENGINE MAKE	4 stroke outboard
MAIN ENGINE RATING	275-300 HP

CARGO DECK

CARGO CAPACITY	5 tonnes
----------------	----------

PERFORMANCE

SPEED	20 + knots
LOAD CONDITIONS	5 tonnes
ENGINE OUTPUT	100% MCR

ELECTRONICS AND CONTROLS

RADAR	Furuno FCV 620 16 Nm
GPS	Furuno GP- 650
GMDSS VHF/DSC RADIOS	GME GX600
ANTENNA	GME AE B46U 1.8 Metre
RESCUE EQUIPMENT	3" Ritchie
SEARCH LIGHTS	2 x Roof Mounted 12V Searchlight

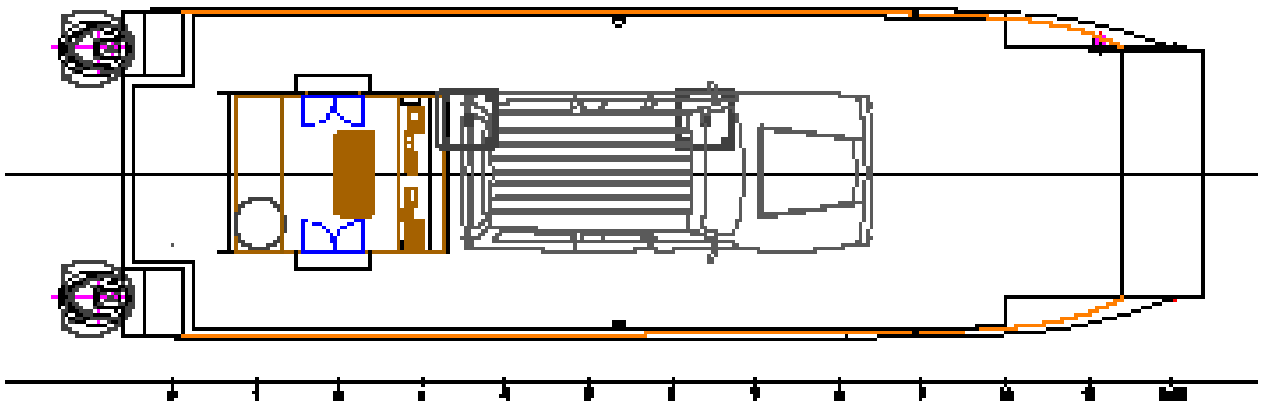
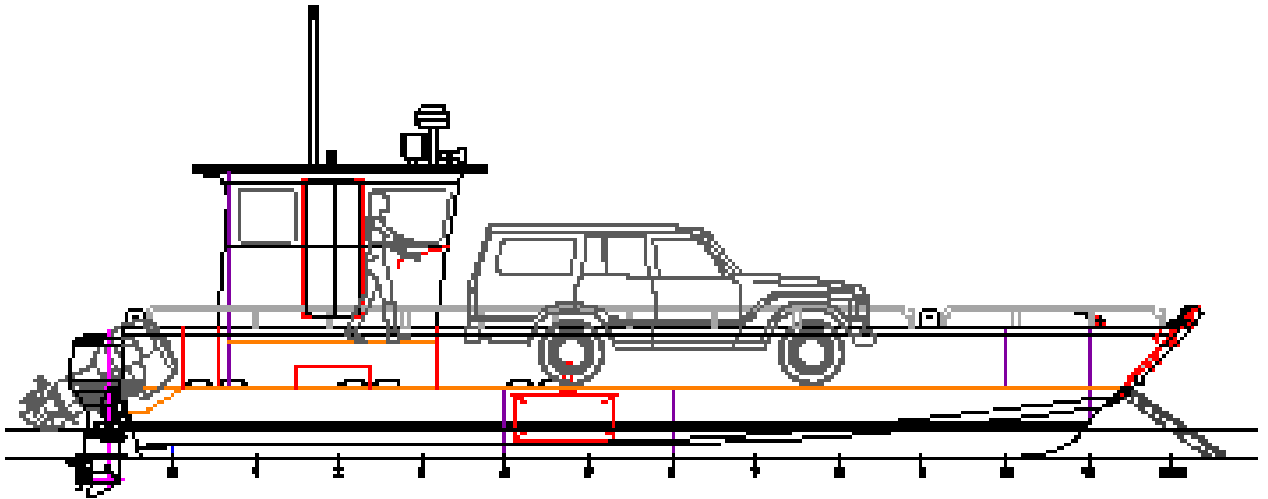
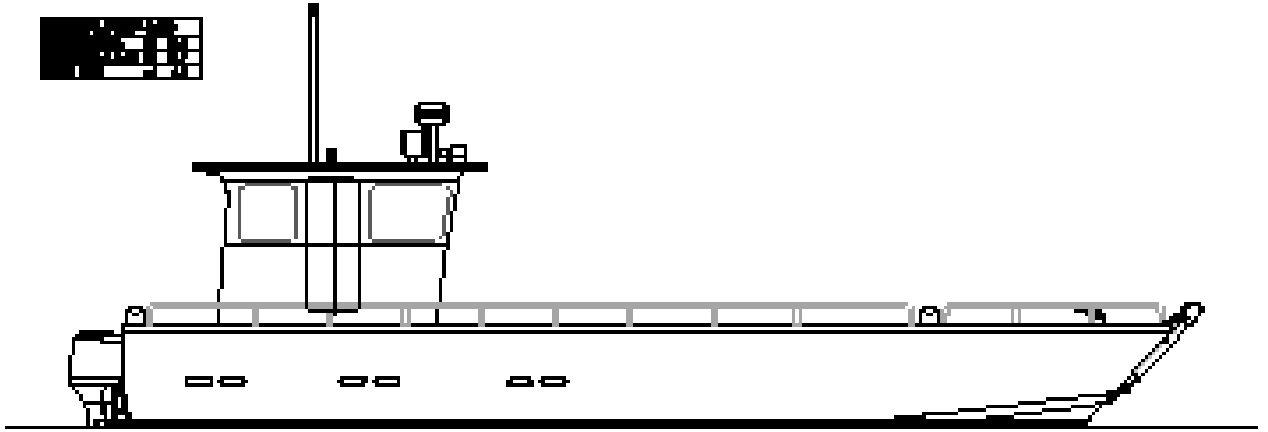
18.00M LANDING CRAFT VESSEL



Strategic Marine Maritime Solutions



13.00M LANDING CRAFT VESSEL



BUILDING FOR THE FUTURE